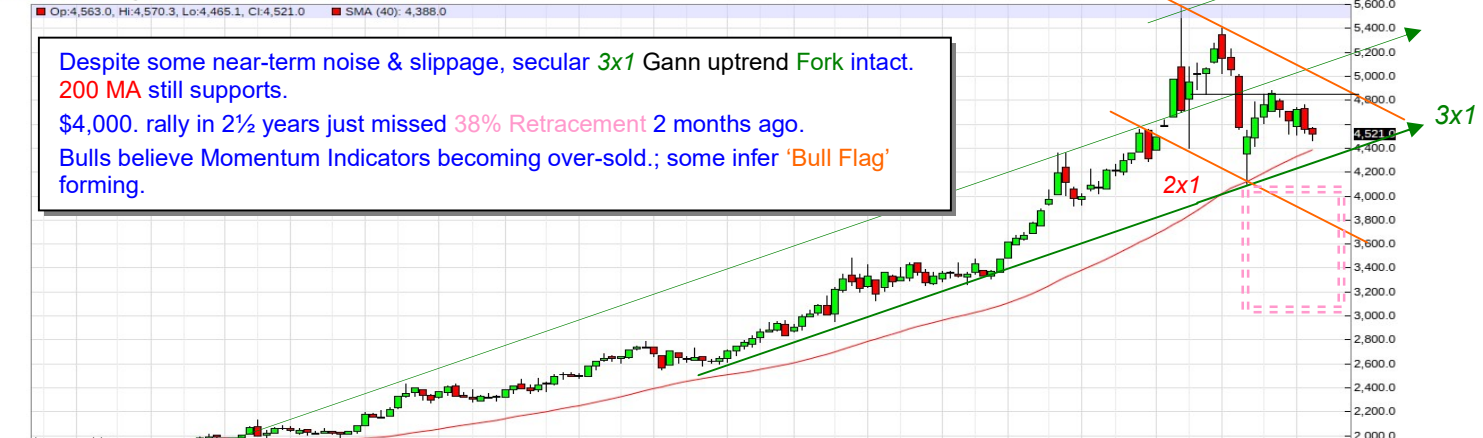
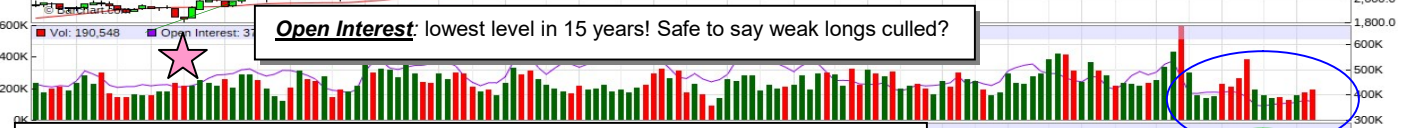


**Gold:** Weekly: Coiling within recent range from record highs...

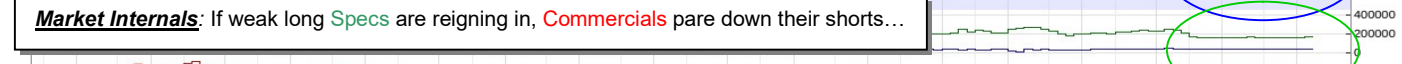
GC - Gold - Weekly Nearest Candlestick Chart



Despite some near-term noise & slippage, secular 3x1 Gann uptrend Fork intact. 200 MA still supports. \$4,000. rally in 2½ years just missed 38% Retracement 2 months ago. Bulls believe Momentum Indicators becoming over-sold.; some infer 'Bull Flag' forming.



**Open Interest:** lowest level in 15 years! Safe to say weak longs culled?



**Market Internals:** If weak long Specs are reigning in, Commercials pare down their shorts...

**'Stochs':** turning down again?

**MFI:** already testing its over-sold level...

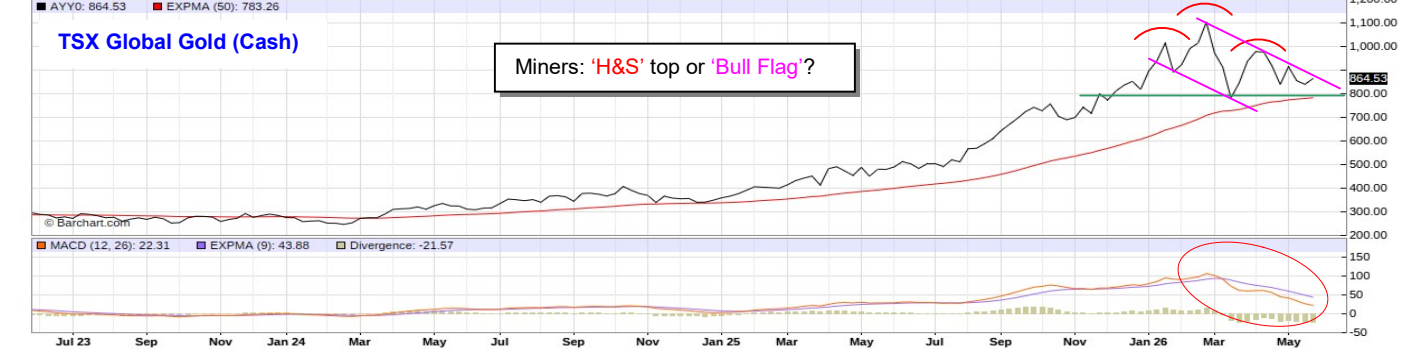
**RSI:** still more room to the downside...

**CCI:** down, not yet over-sold...

Macro **MACD:** turned down from its over-bought peak.

**PVO:** over-sold.?

AYY00 - Spread Chart



TSX Global Gold (Cash)

Miners: 'H&S' top or 'Bull Flag'?